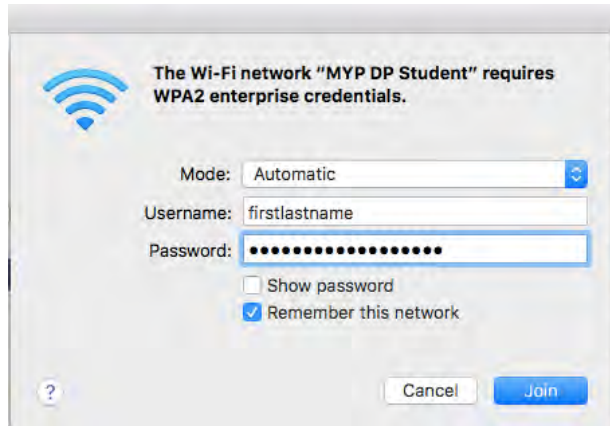


Tech Intro for New Students

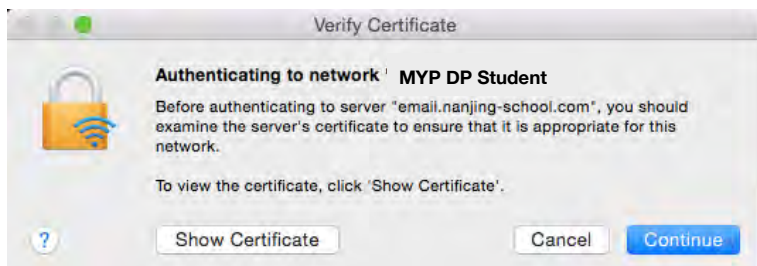
Connect to school wifi: **MYP DP Student**

Username: **firstlastname** (all in one word)

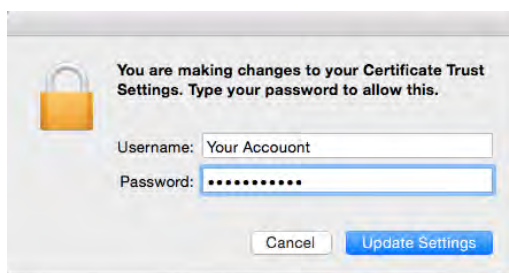
Default Password: xxxxxxxx (for grade 6 and above brand new students, for returning grade 6 students, they have made their own password last year.)



When verifying connection window pop up, click **"Continue"**



Enter the computer password, then click **"Update Settings"**



Tech Intro for New Students

Change School Account Password:

Open this website: <http://newmail.nanjing-school.com>

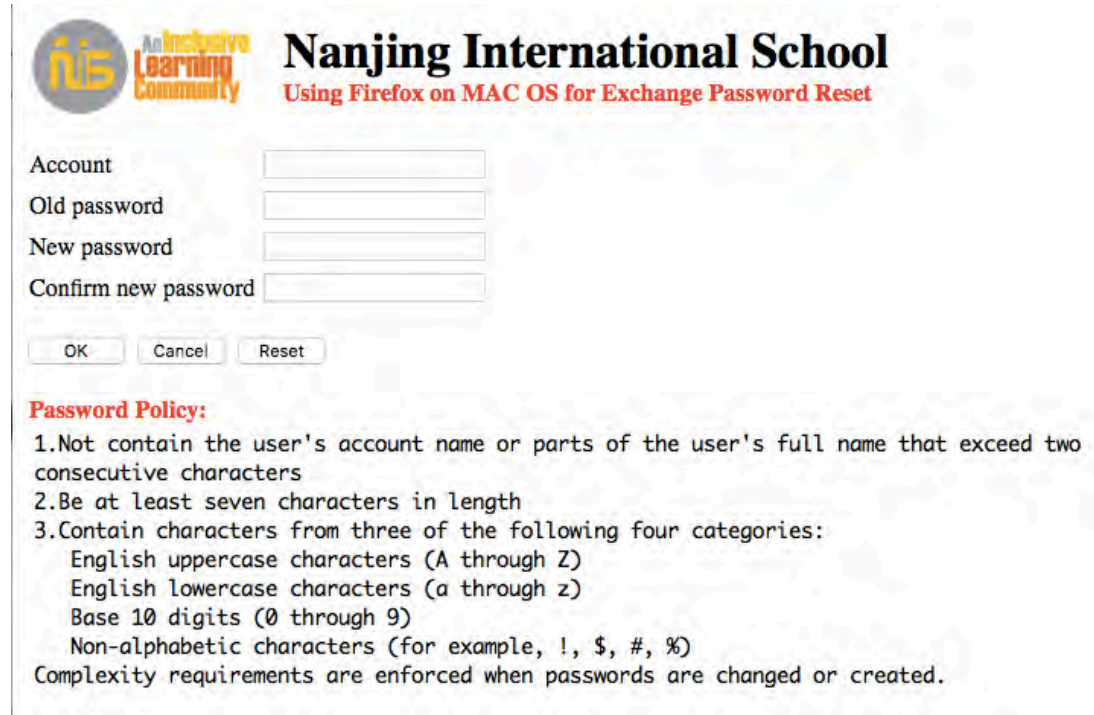
Enter your username: **firstlastname**

Old Password: **xxxxxxxx** (default password)

Then you need to make new password according to the **password policy** below

Enter new password twice then click “OK”

Notice: this new password can be used for School Email, Veracross, Printing, Servers, Edublog.



The screenshot shows the password reset interface for Nanjing International School. At the top left is the school logo with the text "An Inclusive Learning Community". To the right of the logo is the school name "Nanjing International School" and a red note: "Using Firefox on MAC OS for Exchange Password Reset". Below this is a form with four input fields: "Account", "Old password", "New password", and "Confirm new password". At the bottom of the form are three buttons: "OK", "Cancel", and "Reset". Below the form is a section titled "Password Policy:" with a list of requirements:

- 1. Not contain the user's account name or parts of the user's full name that exceed two consecutive characters
- 2. Be at least seven characters in length
- 3. Contain characters from three of the following four categories:
 - English uppercase characters (A through Z)
 - English lowercase characters (a through z)
 - Base 10 digits (0 through 9)
 - Non-alphabetic characters (for example, !, \$, #, %)

Complexity requirements are enforced when passwords are changed or created.

Connect school email to Outlook

To link school mail account to the application “Outlook”, please check the instructions “Connect your school mail to “Outlook.app”” attached.

Subscribe to students daily bulletin:

Open Daily Bulletin from our school website >> Student Page>> Subscribe to student daily bulletin >> enter email address, name info.

[Subscribe to Staff Daily Bulletin](#)

[Subscribe to Student Daily Bulletin](#)

What are we learning at #nischina?

[Tweets by @NISChina](#)

Tech Intro for New Students

Login to Veracross:

Login info.:

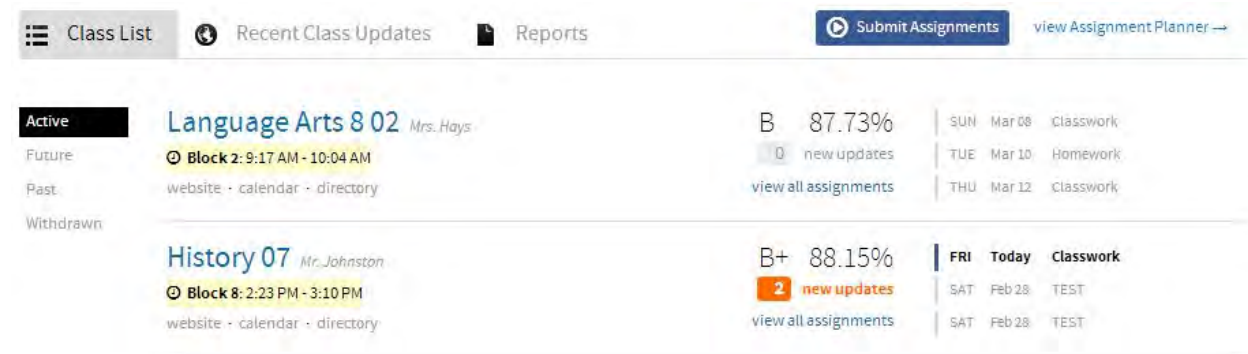
Username: firstlastname

Password: new password changed above



The image shows a web form titled "NIS Log In". It has a blue header with "NIS" in white. Below the header, the text "Log In" is displayed. There are two input fields: "username" with the text "firstlastname" and "password" with a masked password of 12 dots. A "Log In" button is located below the password field, with a link "forgot username or password?" next to it. At the bottom of the form, there is a small link "Privacy Policy - powered by Veracross".

- **Class Schedule (Class info.: Class name, teacher, location, Rotation Days/ Tuesday and Friday timetable)**
- **Class list**



The image shows a screenshot of a "Class List" interface. At the top, there are navigation links: "Class List", "Recent Class Updates", and "Reports". On the right, there are buttons for "Submit Assignments" and "view Assignment Planner". Below the navigation, there is a sidebar with "Active", "Future", "Past", and "Withdrawn" categories. The main content area displays two class entries:

| Class Name | Teacher | Grade | Percentage | Updates | Assignment | Date |
|--------------------|--------------|-------|------------|---------------|------------|------------|
| Language Arts 8 02 | Mrs. Hays | B | 87.73% | 0 new updates | Classwork | SUN Mar 08 |
| | | | | | Homework | TUE Mar 10 |
| | | | | | Classwork | THU Mar 12 |
| History 07 | Mr. Johnston | B+ | 88.15% | 2 new updates | TEST | FRI Today |
| | | | | | TEST | SAT Feb 28 |
| | | | | | TEST | SAT Feb 28 |

Tech Intro for New Students

- **Check Assignments**

Assignment Planner

- **Manage Assignments with assignment window screen shots as followed:**

Notification email sent to student

Assignment contains feedback posted by the teacher

Yellow highlight indicates assignment contains new updates

Dropbox open for student submission

Assignment Completion Status

Assignment score

Tech Intro for New Students

Student Portal

Veracross Academy

HOME CLASSES ASSIGNMENTS CALENDAR DIRECTORY NEWS MY ACCOUNT

CHANGE CLASS

HIS.07: History 07 *Mr. Barry Johnston* [View Class Website →](#)

All Assignments Grade Detail

All Assignments New Updates Notifications Feedback Problems

sort by: **Due Date** Assignment Type

| | | | | | | | |
|---|-----|----------|---|-------|--------|-----|----------------------|
| Mar 18 | Wed | Homework | Read Ch. 5 | Done! | SUBMIT | 6 | 10 |
| March 8 - March 14 (5 assignments) | | | | | | | |
| Mar 13 | Fri | Daily | Parents - Field Trip Announcement | | | | Turned In/Not Graded |
| Mar 13 | Fri | Homework | Finish Preparing Persian Wars Presentation | | | 5 | 5 |
| Mar 12 | Thu | Quiz | 5.2 part 2 reading check | | | 5 | 5 |
| Mar 11 | Wed | Homework | Review Chapters 5-6 | | | 66 | 100 |
| Mar 08 | Sun | Homework | Read and Write Review of Federalism | | | | Pending |
| March 1 - March 7 (8 assignments) | | | | | | | |
| Mar 04 | Wed | Homework | answer questions | | | 5 | 100 |
| Mar 04 | Wed | Homework | Read Ch 4 and complete the attached worksheet | | | | Pending |
| Mar 03 | Tue | Homework | Election of 1864 Issues | | | 86 | 100 |
| Mar 03 | Tue | Homework | This a test | | | | Pending |
| Mar 02 | Mon | Homework | Read 5.1, Do Vocab | | | 2 | 5 |
| Mar 02 | Mon | Homework | Read ppg 3-10 of the book | | | 100 | 100 |
| Mar 01 | Sun | Homework | Read Ch. 4-5 | | | | Incomplete |
| Mar 01 | Sun | Homework | Read Chapter 5 | | | | Pending |
| February 22 - February 28 (4 assignments) | | | | | | | |
| Feb 28 | Sat | TEST | Test Number 6 | | | | Pending |